

**UNITED STATES BANKRUPTCY COURT  
DISTRICT OF DELAWARE**

In re: Building Materials Holding Corporation, *et al.*  
Debtor

Case No. 09-12074 (KJC)  
Reporting Period: December 1-31, 2009

**MONTHLY OPERATING REPORT**

File with Court and submit copy to United States Trustee within 20 days after end of month.

Submit copy of report to any official committee appointed in the case.

| REQUIRED DOCUMENTS   | Form No. | Document Attached | Explanation Attached | Affidavit/Supplement Attached |
|--|----------|-------------------|----------------------|-------------------------------|
| Schedule of Cash Receipts and Disbursements                      | MOR-1    | X                 |                      |                               |
| Bank Reconciliation (or copies of debtor's bank reconciliations) | MOR-1a   |                   | X                    |                               |
| Schedule of Professional Fees Paid                               | MOR-1b   | X                 |                      |                               |
| Copies of bank statements  |          |                   | X                    |                               |
| Cash disbursements journals                                      |          |                   | X                    |                               |
| Statement of Operations  | MOR-2    | X                 |                      |                               |
| Balance Sheet  | MOR-3    | X                 |                      |                               |
| Status of Post-Petition Taxes                                    | MOR-4    | X                 |                      |                               |
| Copies of IRS Form 6123 or payment receipt                       |          |                   | X                    |                               |
| Copies of tax returns filed during reporting period              |          |                   | X                    |                               |
| Summary of Unpaid Post-Petition Debts                            | MOR-4    | X                 |                      |                               |
| Listing of aged accounts payable                                 |          |                   | X                    |                               |
| Accounts Receivable Reconciliation and Aging                     | MOR-5    | X                 |                      |                               |
| Debtor Questionnaire   | MOR-5    | X                 |                      |                               |


I declare under penalty of perjury (28 U.S.C. Section 1746) that this report and the attached documents are true and correct to the best of my knowledge and belief.

\_\_\_\_\_  
Signature of Debtor

\_\_\_\_\_  
Date

\_\_\_\_\_  
Signature of Joint Debtor

\_\_\_\_\_  
Date

  
\_\_\_\_\_  
Signature of Authorized Individual\*

1-27-10  
\_\_\_\_\_  
Date

Paul S Street  
\_\_\_\_\_  
Printed Name of Authorized Individual

CEO  
\_\_\_\_\_  
Title of Authorized Individual

\*Authorized individual must be an officer, director or shareholder if debtor is a corporation; a partner if debtor is a partnership; a manager or member if debtor is a limited liability company.

## CONTENTS

### Notes to Monthly Operating Report

- I. Schedule of Cash Receipts and Disbursements
- II. Disbursement Summary by Legal Entity
- III. Book Balance Detail for Cash Accounts
- IV. Debtor Statement with Respect to Bank Account Reconciliations, Cash Disbursements  
Journal and Bank Statements
- V. Schedule of Professional Fees Paid
- VI. Statement of Operations
- VII. Balance Sheet - December 31, 2009
- VIII. Declaration Regarding Post Petition Taxes
- IX. Summary of Unpaid Post Petition Debts - Aged Trade Accounts Payable
- X. Schedule of Aged Trade Accounts Receivable
- XI. Debtor Questionnaire

## 1. Background and Basis of Presentation

On June 16, 2009 (the "Petition Date"), Building Materials Holding Corporation and its subsidiaries (collectively, the "Debtor Entities") filed a voluntary petition under Chapter 11 of the Bankruptcy Code in the United States Bankruptcy Court for the District of Delaware (the "Court") commencing these cases.

The unaudited financial statements included herein include the accounts and results of operations of the Debtor Entities. The information contained in the Monthly Operating Report ("MOR") is provided to fulfill reporting requirements set forth by the Office of the United States Trustee. All information contained herein is unaudited and subject to future adjustment.

Building Materials Holding Corporation et al.  
 I. Schedule of Cash Receipts and Disbursements for the period 12/31/2009 through 12/31/2009  
 (\$ in 000's - unaudited)

|                                    | Building<br>Materials<br>Holding<br>Corporation | BIMC West<br>Corporation | SelectBuild<br>Construction,<br>Inc. | SelectBuild<br>Northern<br>California, Inc. | Illinois<br>Framing, Inc. | C Construction,<br>Inc. |
|------------------------------------|---|--------------------------|--------------------------------------|---|---------------------------|-------------------------|
|                                    | 09-12074  | 09-12075                 | 09-12076                             | 09-12077                                    | 09-12078                  | 09-12079                |
| <b>Receipts and Disbursements</b>  |   |                          |                                      |   |                           |                         |
| <b>Receipts</b>                    |   |                          |                                      |   |                           |                         |
| Cash receipts from customers       | \$ -  | \$ 43,455                | \$ -                                 | \$ 2,964                                    | \$ 16                     | \$ 609                  |
| Loan funding                       | -   | -                        | -                                    | -   | -                         | -                       |
| Intercompany transfer              | 13,111  | (9,366)                  | (68)                                 | (1,556)                                     | 94                        | 309                     |
| Other cash receipts                | 1,317   | 183                      | 100                                  | -   | -                         | -                       |
| Subtotal - receipts                | 14,428  | 34,272                   | 32                                   | 1,408                                       | 110                       | 918                     |
| <b>Operating Disbursements</b>     |   |                          |                                      |   |                           |                         |
| Employee related                   | 1,748   | 8,879                    | 43                                   | 841   | 41                        | 980                     |
| Trade purchases                    | 20  | 22,291                   | -                                    | 173   | 60                        | 12                      |
| Capital expenditures               | -   | 5                        | -                                    | -   | -                         | -                       |
| Other                              | 4,993   | 5,515                    | 82                                   | 89  | 2                         | 61                      |
|                                    | 6,761   | 36,690                   | 125                                  | 1,103                                       | 103                       | 1,053                   |
| <b>Restructuring Disbursements</b> |   |                          |                                      |   |                           |                         |
| Professional                       | 2,607   | -                        | -                                    | -   | -                         | -                       |
| Other                              | -   | -                        | -                                    | -   | -                         | -                       |
|                                    | 2,607   | -                        | -                                    | -   | -                         | -                       |
| <b>Financing</b>                   |   |                          |                                      |   |                           |                         |
| Principal payments                 | -   | -                        | -                                    | -   | -                         | -                       |
| Transfer to Collateral Account(s)  | 273   | -                        | -                                    | -   | -                         | -                       |
| Bank interest/fees                 | 76  | -                        | -                                    | -   | -                         | -                       |
| Other                              | -   | -                        | -                                    | -   | -                         | -                       |
|                                    | 349   | -                        | -                                    | -   | -                         | -                       |
| <b>Other disbursements</b>         |   |                          |                                      |   |                           |                         |
|                                    | -   | -                        | -                                    | -   | -                         | -                       |
| Subtotal - disbursements           | 9,717   | 36,690                   | 125                                  | 1,103                                       | 103                       | 1,053                   |
| <b>Net Cash Generated (Used)</b>   | \$ 4,711  | \$ (2,418)               | \$ (93)                              | \$ 305                                      | \$ 7                      | \$ (135)                |

Building Materials Holding Corporation et al.  
 I. Schedule of Cash Receipts and Disbursements for the period 12/1/2009 through 12/31/2009  
 (\$ in 000's - unaudited)

|                                    | TWf<br>Construction,<br>Inc. | H.M.R. Framing<br>Systems, Inc. | SelectBuild<br>Southern<br>California, Inc. | SelectBuild<br>Nevada, Inc. | SelectBuild<br>Arizona, LLC | SelectBuild<br>Illinois, LLC |
|------------------------------------|------------------------------|---------------------------------|---|-----------------------------|-----------------------------|------------------------------|
|                                    | 09-12080                     | 09-12081                        | 09-12082                                    | 09-12083                    | 09-12084                    | 09-12085                     |
| <b>Receipts</b>                    |                              |                                 |   |                             |                             |                              |
| Cash receipts from customers       | \$ 771                       | \$ 6                            | \$ -  | \$ 4,093                    | \$ 4,270                    | \$ 61                        |
| Loan funding                       | -                            | -                               | -   | -                           | -                           | -                            |
| Intercompany transfer              | 392                          | 636                             | 32  | (930)                       | (2,828)                     | 174                          |
| Other cash receipts                | -                            | -                               | -   | -                           | -                           | -                            |
| Subtotal - receipts                | 1,163                        | 642                             | 32  | 3,163                       | 1,442                       | 235                          |
| <b>Operating Disbursements</b>     |                              |                                 |   |                             |                             |                              |
| Employee related                   | 554                          | 475                             | -   | 1,382                       | 701                         | 200                          |
| Trade purchases                    | 532                          | 117                             | -   | 1,483                       | 568                         | 53                           |
| Capital expenditures               | -                            | -                               | -   | -                           | -                           | -                            |
| Other                              | 93                           | 42                              | 32  | 207                         | 197                         | 11                           |
|                                    | 1,179                        | 634                             | 32  | 3,072                       | 1,466                       | 264                          |
| <b>Restructuring Disbursements</b> |                              |                                 |   |                             |                             |                              |
| Professional                       | -                            | -                               | -   | -                           | -                           | -                            |
| Other                              | -                            | -                               | -   | -                           | -                           | -                            |
| <b>Financing</b>                   |                              |                                 |   |                             |                             |                              |
| Principal payments                 | -                            | -                               | -   | -                           | -                           | -                            |
| Transfer to Collateral Account(s)  | -                            | -                               | -   | -                           | -                           | -                            |
| Bank interest/fees                 | -                            | -                               | -   | -                           | -                           | -                            |
| Other                              | -                            | -                               | -   | -                           | -                           | -                            |
| <b>Other disbursements</b>         |                              |                                 |   |                             |                             |                              |
|                                    | -                            | -                               | -   | -                           | -                           | -                            |
| Subtotal - disbursements           | 1,179                        | 634                             | 32  | 3,072                       | 1,466                       | 264                          |
| <b>Net Cash Generated (Used)</b>   | \$ (16)                      | \$ 8                            | \$ -  | \$ 91                       | \$ (24)                     | \$ (29)                      |

**Building Materials Holding Corporation et al.**  
**II. Disbursements by Legal Entity for the period of 12/1/2009 through 12/31/2009**  
(\$ in 000's - unaudited)

| <u>Legal Entity</u>                    | <u>Case Number</u> | <u>12/1/09 to 12/31/09</u> | <u>Cumulative Post-Petition Disbursements</u> <sup>1</sup> |
|--|--------------------|----------------------------|--|
| Building Materials Holding Corporation | 09-12074           | \$ 9,717                   | \$ 64,483  |
| BMC West Corporation                   | 09-12075           | 36,690                     | 292,071  |
| SelectBuild Construction, Inc.         | 09-12076           | 125                        | 1,005  |
| SelectBuild Northern California, Inc.  | 09-12077           | 1,103                      | 9,472  |
| Illinois Framing, Inc.                 | 09-12078           | 103                        | 1,093  |
| C Construction, Inc.                   | 09-12079           | 1,053                      | 6,866  |
| TWF Construction, Inc.                 | 09-12080           | 1,179                      | 6,768  |
| H.N.R. Framing Systems, Inc.           | 09-12081           | 634                        | 3,886  |
| SelectBuild Southern California, Inc.  | 09-12082           | 32                         | 255  |
| SelectBuild Nevada, Inc.               | 09-12083           | 3,072                      | 26,692   |
| SelectBuild Arizona, LLC               | 09-12084           | 1,466                      | 13,812   |
| SelectBuild Illinois, LLC              | 09-12085           | 264                        | 2,276  |
| <b>Total Debtor Disbursements</b>      |                    | <b>\$ 55,438</b>           | <b>\$ 428,679</b>  |

<sup>1</sup> Cumulative post-petition disbursements since 6/16/09.

Building Materials Holding Corporation et al.  
 III. Book Balance Cash Listing & Bank Reconciliation as of 12/31/2009  
 (\$ in 000's - unaudited)

| Case Number | Legal Entity                           | Institution         | Account Name  | Account Number | Balance 1 |
|-------------|--|---------------------|---|----------------|-----------|
| 09-12074    | Building Materials Holding Corporation | Wells Fargo Bank    | BMHC - Short-Term Money Market Investments  | 12662417       | \$        |
| 09-12074    | Building Materials Holding Corporation | Wells Fargo Bank    | BMHC - Building Materials Holding Corporation (Cash Collateral Acct)                      | 4121-914204    | 4,301     |
| 09-12074    | Building Materials Holding Corporation | Wells Fargo Bank    | BMHC - Building Materials Holding Corporation (LC Cash Collateral Acct)                   | 4121-914212    | 368       |
| 09-12074    | Building Materials Holding Corporation | Wells Fargo Bank    | BMHC - Building Materials Holding Corporation (Sale Cash Collateral Excess Proceeds Acct) | 4121-914295    | 821       |
| 09-12074    | Building Materials Holding Corporation | Wells Fargo Bank    | BMHC - Building Materials Holding Corporation (DIP Utility Deposit Account)               | 4121-929467    | 285       |
| 09-12074    | Building Materials Holding Corporation | Wells Fargo Bank    | BMHC - Concentration  | 4518-014824    | (6,836)   |
| 09-12074    | Building Materials Holding Corporation | Wells Fargo Bank    | BMHC - BMHC Cigna Benefit Plan  | 412-1624428    | -         |
| 09-12074    | Building Materials Holding Corporation | Wells Fargo Bank    | BMHC - Corporation (Co. 99) - General   | 412-1339584    | 1         |
| 09-12074    | Building Materials Holding Corporation | Wells Fargo Bank    | BMHC - Corporation (Co. 99) - ACH   | 412-1339592    | (238)     |
| 09-12074    | Building Materials Holding Corporation | Wells Fargo Bank    | BMHC - Corporation (Co. 99) - A/P   | 960-0060313    | (36)      |
| 09-12074    | Building Materials Holding Corporation | Wells Fargo Bank    | BMHC - Corporation (Co. 99) - Payroll   | 960-0080328    | -         |
| 09-12074    | Building Materials Holding Corporation | Wells Fargo Bank    | BMHC - San Francisco Disbursements  | 4091-215152    | (14)      |
| 09-12074    | Building Materials Holding Corporation | Wells Fargo Bank    | BMHC - BMC Insurance  | 960-0092916    | -         |
| 09-12074    | Building Materials Holding Corporation | Wells Fargo Bank    | BMHC - SelectBuild Florida  | 412-1468102    | -         |
| 09-12074    | Building Materials Holding Corporation | Wells Fargo Bank    | BMHC - SelectBuild Florida  | 412-1468110    | -         |
| 09-12074    | Building Materials Holding Corporation | Wells Fargo Bank    | BMHC - SelectBuild California   | 960-0097213    | (4)       |
| 09-12074    | Building Materials Holding Corporation | Wells Fargo Bank    | BMHC - CoreSource Benefits  | 960-0097228    | -         |
| 09-12074    | Building Materials Holding Corporation | Wells Fargo Bank    | BMHC - CoreSource Flexible Spending   | 475-731417     | 28        |
| 09-12074    | Building Materials Holding Corporation | JPMorgan Chase      | BMHC - SelectBuild California   | 475-731409     | 75        |
| 09-12074    | Building Materials Holding Corporation | JPMorgan Chase      | BMHC - SelectBuild Florida  | 94025010       | 137       |
| 09-12074    | Building Materials Holding Corporation | US Bank             | BMHC - SERP   | 4121-986645    | -         |
| 09-12074    | Building Materials Holding Corporation | Wells Fargo Bank    | Collateral Account for WFFH, As Agent   | 4121-986652    | 5,500     |
| 09-12074    | Building Materials Holding Corporation | Wells Fargo Bank    | LC Collateral Account for Wells Fargo   | 4122-012768    | 52        |
| 09-12074    | Building Materials Holding Corporation | Wells Fargo Bank    | Unsecured Cash Distribution Account   | 2690189401     | 48        |
| 09-12074    | Building Materials Holding Corporation | Wells Fargo Bank    | BMC West Depository - Abilene Lumber  | 153352231598   | 53        |
| 09-12074    | Building Materials Holding Corporation | First National Bank | BMC West Depository - Shelley 1408  | 040-1360714    | 64        |
| 09-12074    | Building Materials Holding Corporation | US Bank-Idaho       | Certificate of Deposit- BMC West Corp - DBA Carson Bldg Supply or Nevada Dept of Taxation | 4588-533182    | 11        |
| 09-12075    | BMC West Corporation                   | Wells Fargo Bank    | BMCW - Corporation (Co. 10) - General   | 4945-051712    | (411)     |
| 09-12075    | BMC West Corporation                   | Wells Fargo Bank    | BMCW - Corporation (Co. 10) - ACH   | 4759-608268    | -         |
| 09-12075    | BMC West Corporation                   | Wells Fargo Bank    | BMCW - Corporation (Co. 10) - Payroll   | 4187-515523    | 1,487     |
| 09-12075    | BMC West Corporation                   | Wells Fargo Bank    | BMCW - Corporation - Returns  | 4375-671781    | -         |
| 09-12075    | BMC West Corporation                   | Wells Fargo Bank    | BMCW - Depository   | 4518-061286    | -         |
| 09-12075    | BMC West Corporation                   | Wells Fargo Bank    | BMCW - Corporation - DTC  | 4030-005185    | (4,354)   |
| 09-12075    | BMC West Corporation                   | Wells Fargo Bank    | BMCW - Electronic Receipts  | 9600-089749    | 58        |
| 09-12075    | BMC West Corporation                   | Wells Fargo Bank    | BMCW - Corporation (Co. 10) - A/P   | 475-737318     | (30)      |
| 09-12075    | BMC West Corporation                   | Wells Fargo Bank    | Cigna Account   | 412-1232698    | (43)      |
| 09-12075    | BMC West Corporation                   | JPMorgan Chase      | SB - SelectBuild - Corporation (Co. 90) - General   | 960-0064635    | (184)     |
| 09-12076    | SelectBuild Construction, Inc.         | Wells Fargo Bank    | SB - SelectBuild - Corporation (Co. 90) - A/P   | 960-0064654    | -         |
| 09-12076    | SelectBuild Construction, Inc.         | Wells Fargo Bank    | SB - SelectBuild - Corporation (Co. 90) - ACH   | 412-1232706    | (69)      |
| 09-12076    | SelectBuild Construction, Inc.         | Wells Fargo Bank    | SB - SelectBuild Northern California, Inc. - A/P  | 960-0106697    | (82)      |
| 09-12077    | SelectBuild Northern California, Inc.  | Wells Fargo Bank    | SB - SelectBuild Northern California, Inc. - Payroll                                      | 9600-110628    | 325       |
| 09-12077    | SelectBuild Northern California, Inc.  | Wells Fargo Bank    | SB - SelectBuild Northern California - Concentration                                      | 4000-036335    | 27        |
| 09-12078    | Illinois Framing, Inc.                 | Wachovia Bank       | SB - SelectBuild Northern California - Concentration                                      | 2000045263606  | (23)      |
| 09-12079    | C Construction, Inc.                   | Wells Fargo Bank    | SB - Illinois Framing, Inc. - A/P   | 960-0108794    | (468)     |
| 09-12079    | C Construction, Inc.                   | Wells Fargo Bank    | SB - C Construction Inc. - A/P  | 9600-110934    | -         |
| 09-12079    | C Construction, Inc.                   | Wells Fargo Bank    | SB - SelectBuild - Southern California Framing - Concentration                            | 412-1349336    | (150)     |
| 09-12080    | TWF Construction, Inc.                 | Wells Fargo Bank    | SB - SelectBuild - A/P  | 960-0108682    | (42)      |
| 09-12080    | TWF Construction, Inc.                 | Wells Fargo Bank    | SB - TWF Construction, Inc. - A/P   | 412-1230353    | (50)      |
| 09-12081    | H.N.R. Framing Systems, Inc.           | Wells Fargo Bank    | SB - TWF Construction, Inc. - Concentration   | 9600-060474    | (43)      |
| 09-12083    | SelectBuild Nevada, Inc.               | Wells Fargo Bank    | SB - HNR Framing Systems, Inc. - Payroll  | 960-0106703    | (326)     |
| 09-12083    | SelectBuild Nevada, Inc.               | Wells Fargo Bank    | SB - SelectBuild Nevada, Inc. - A/P   | 412-1140566    | (157)     |
| 09-12084    | SelectBuild Nevada, Inc.               | Wells Fargo Bank    | SB - SelectBuild Nevada - Las Vegas - General   | 9500191734     | (13)      |
| 09-12084    | SelectBuild Nevada, Inc.               | Wells Fargo Bank    | SB - SelectBuild Nevada - Las Vegas Payroll   | 960-0108678    | (75)      |
| 09-12084    | SelectBuild Arizona, LLC               | Wells Fargo Bank    | SB - Riggs Plumbing LLC - A/P   | 960-0108741    | (394)     |
| 09-12084    | SelectBuild Arizona, LLC               | Wells Fargo Bank    | SB - SelectBuild Arizona, LLC - A/P   | 9600-110949    | -         |
| 09-12084    | SelectBuild Arizona, LLC               | Wells Fargo Bank    | SB - SelectBuild Arizona - Knipp Brothers Depository                                      | 4945-075448    | -         |
| 09-12084    | SelectBuild Arizona, LLC               | Wells Fargo Bank    | SB - SelectBuild Arizona - Flexible Spending Account                                      | 9600086666     | -         |
| 09-12084    | SelectBuild Arizona, LLC               | Wells Fargo Bank    | SB - SelectBuild Arizona - Companies Concentration  | 412-1176440    | -         |
| 09-12084    | SelectBuild Arizona, LLC               | Wells Fargo Bank    | SB - SelectBuild Arizona - Concrete Depository  | 412-1176457    | -         |

Building Materials Holding Corporation et al.  
 III. Book Balance Cash Listing & Bank Reconciliation as of 12/31/2009  
 (\$ in 000's - unaudited)

| Case Number | Legal Entity              | Institution      | Account Name                                      | Account Number | 12/31/09 Book Balance <sup>1</sup> |
|-------------|---------------------------|------------------|---|----------------|------------------------------------|
| 09-12064    | SelectBuild Arizona, LLC  | Wells Fargo Bank | SB - SelectBuild Arizona - Concrete Health        | 960-0059228    | -                                  |
| 09-12064    | SelectBuild Arizona, LLC  | Wells Fargo Bank | SB - SelectBuild Arizona - Plumbing Concentration | 4121-112502    | -                                  |
| 09-12064    | SelectBuild Arizona, LLC  | Wells Fargo Bank | SB - SelectBuild Arizona - Plumbing Merchant      | 4121-112510    | -                                  |
| 09-12064    | SelectBuild Arizona, LLC  | Wells Fargo Bank | SB - SelectBuild Arizona - Plumbing Depository    | 4121-112528    | -                                  |
| 09-12065    | SelectBuild Illinois, LLC | Wachovia Bank    | SB - SelectBuild Illinois, LLC - Payroll          | 2000045277715  | 2                                  |

<sup>1</sup> All balances are in US dollars.

<sup>2</sup> Of the total balance, \$1 is a balance for SelectBuild Illinois who occasionally utilizes the BMC West depository account. The remainder of the balance is related to BMC West.



Building Materials Holding Corporation et al.  
 IV. Debtor Statement with Respect to Bank Account Reconciliations, Cash Disbursements, Journal and Bank Statements as of 12/31/2009  
 (\$ in 000's - unaudited)

Bank Account Reconciliations and Cash Disbursements Journals

The Debtors affirm that bank reconciliations are prepared for all open and active bank accounts on a monthly basis.

The Debtors affirm that within its financial accounting systems, check registers and/or disbursements journals are maintained for each disbursement account.

Bank Statements

The Debtors affirm that bank statements for all open and active bank accounts are retained by the Debtors.

The Debtors affirm that the following bank accounts were closed during the current reporting period:

| Legal Entity   | Institution      | Account Description                    | Account Number | Final Balance | Date of Closing   |
|--|------------------|--|----------------|---------------|-------------------|
| Building Materials Holding Corporation<br>Building Materials Holding Corporation<br>Building Materials Holding Corporation | Wells Fargo Bank | Collateral Account for WFFF, As Agent  | 4121-988645    |               | December 2, 2009  |
|  | Wells Fargo Bank | L/C Collateral Account for Wells Fargo | 4121-988652    |               | December 2, 2009  |
|  | Wells Fargo Bank | Unsecured Cash Distribution Account    | 4122-012769    |               | December 31, 2009 |

\*\*No accounts were closed during the reporting period.

The Debtors affirm that the following bank accounts were opened during the current reporting period:

| Legal Entity   | Institution      | Account Description                    | Account Number | Date of Opening   |
|--|------------------|--|----------------|-------------------|
| Building Materials Holding Corporation<br>Building Materials Holding Corporation<br>Building Materials Holding Corporation | Wells Fargo Bank | Collateral Account for WFFF, As Agent  | 4121-988645    | December 2, 2009  |
|  | Wells Fargo Bank | L/C Collateral Account for Wells Fargo | 4121-988652    | December 2, 2009  |
|  | Wells Fargo Bank | Unsecured Cash Distribution Account    | 4122-012769    | December 31, 2009 |

**Building Materials Holding Corporation et al.**  
**V. Schedule of Professional Fees Paid for the period 12/1/2009 through 12/31/2009**  
 (\$ in 000's - unaudited)

| <b>Vendor</b>                          | <b>12/1/09 to<br/>12/31/09</b> | <b>Cumulative <sup>1</sup></b> |
|--|--------------------------------|--------------------------------|
| Gibson Dunn & Crutcher                 | \$ 1,195                       | \$ 2,968                       |
| Alvarez & Marsal                       | 253                            | 1,602                          |
| Peter J Solomon Company                | 164                            | 682                            |
| Garden City Group, Inc.                | -                              | 1,254                          |
| Young Conaway Stargatt & Taylor        | 88                             | 300                            |
| PriceWaterhouseCoopers LLP             | 127                            | 603                            |
| KPMG                                   | -                              | 50                             |
| Executive Sounding Board Associates    | 304                            | 304                            |
| Arent Fox                              | 256                            | 802                            |
| Benesch, Friedlander, Coplan & Aronoff | 22                             | 67                             |
| <b>Total Professional Fees Paid</b>    | <b>\$ 2,409</b>                | <b>\$ 8,632</b>                |

<sup>1</sup> Cumulative professional fee payments since 6/16/09. A portion of these fees were draw downs on pre-petition retainer balances (and not cash payments). The total draw down on pre-petition retainer balances were \$844k.

Building Materials Holding Corporation et al.  
 Vi. Statement of Operations for the period 12/1/09 through 12/31/09  
 (\$ in 000's - unaudited)

|   | Building<br>Materials<br>Holding<br>Corporation | BMC West<br>Corporation | SelectBuild<br>Construction,<br>Inc. | SelectBuild<br>Northern<br>California, Inc. | Illinois<br>Framing, Inc. | C Construction,<br>Inc. |
|---|---|-------------------------|--------------------------------------|---|---------------------------|-------------------------|
|   | 09-12074  | 09-12075                | 09-12076                             | 09-12077                                    | 09-12078                  | 09-12079                |
| Sales   | \$ -  | \$ 33,098               | \$ -                                 | \$ 1,784                                    | \$ 55                     | \$ 546                  |
| Costs and operating expenses                            |   |                         |                                      |   |                           |                         |
| Cost of goods sold                                      | 12  | 27,254                  | 7                                    | 1,635                                       | 56                        | 136                     |
| Impairment of assets                                    | 23  | 301                     | -                                    | -   | -                         | 25                      |
| Selling, general and administrative expenses            | (923)   | 10,877                  | 58                                   | 647   | 8                         | 406                     |
| Other income, net                                       | (14)  | (1,175)                 | -                                    | 3   | -                         | 15                      |
| Total costs and operating expenses                      | (902)   | 37,257                  | 66                                   | 2,285                                       | 66                        | 582                     |
| (Loss) income from operations before interest and taxes | 902   | (4,159)                 | (66)                                 | (501)                                       | (11)                      | (36)                    |
| Interest expense  | 8,622   | 10                      | -                                    | (4)   | -                         | -                       |
| (Loss) income from operations before taxes              | (7,720)   | (4,169)                 | (66)                                 | (497)                                       | (11)                      | (36)                    |
| Working capital allocation                              | -   | 177                     | -                                    | (53)  | -                         | -                       |
| Income tax benefit (expense)                            | -   | -                       | -                                    | -   | -                         | -                       |
| (Loss) income from operations                           | (7,720)   | (3,992)                 | (66)                                 | (550)                                       | (11)                      | (36)                    |
| Reorganization items                                    |   |                         |                                      |   |                           |                         |
| Professional fees                                       | 3,368   | -                       | -                                    | 2   | -                         | -                       |
| Other reorganization items                              | -   | -                       | -                                    | -   | -                         | -                       |
| Total reorganization items                              | 3,368   | -                       | -                                    | 2   | -                         | -                       |
| Net (loss) income                                       | (11,088)  | (3,992)                 | (66)                                 | (552)                                       | (11)                      | (36)                    |
| Noncontrolling interests loss                           | -   | -                       | -                                    | -   | -                         | -                       |
| Net (loss) income attributable to common shareholders   | \$ (11,088)                                     | \$ (3,992)              | \$ (66)                              | \$ (552)                                    | \$ (11)                   | \$ (36)                 |

Building Materials Holding Corporation et al.  
 VI. Statement of Operations for the period 12/1/09 through 12/31/09  
 (\$ in 000's - unaudited)

|  | TWF<br>Construction,<br>Inc. | H.N.R. Framing<br>Systems, Inc. | SelectBuild<br>Southern<br>California, Inc. | SelectBuild<br>Nevada, Inc. | SelectBuild<br>Arizona, LLC | SelectBuild<br>Illinois, LLC |
|--|------------------------------|---------------------------------|---|-----------------------------|-----------------------------|------------------------------|
|  | 09-12080                     | 09-12081                        | 09-12082                                    | 09-12083                    | 09-12084                    | 09-12085                     |
| Sales  | \$ 861                       | \$ 770                          | \$ (3)                                      | \$ 2,909                    | \$ 808                      | \$ 161                       |
| Costs and operating expenses                               |                              |                                 |   |                             |                             |                              |
| Cost of goods sold   | 940                          | 872                             | 2   | 2,801                       | 1,261                       | 226                          |
| Impairment of assets                                       | -                            | -                               | -   | 205                         | -                           | -                            |
| Selling, general and administrative expenses               | 299                          | (378)                           | 26  | 456                         | (679)                       | 103                          |
| Other income, net  | (4)                          | 7                               | (6)   | 154                         | 2,194                       | (10)                         |
| Total costs and operating expenses                         | 1,235                        | 501                             | 22  | 3,616                       | 2,776                       | 319                          |
| (Loss) income from operations before interest and taxes    | (374)                        | 269                             | (25)  | (707)                       | (1,968)                     | (158)                        |
| Interest expense   | -                            | -                               | -   | -                           | -                           | -                            |
| (Loss) income from operations before taxes                 | (374)                        | 269                             | (25)  | (707)                       | (1,968)                     | (158)                        |
| Working capital allocation<br>income tax benefit (expense) | (26)                         | (22)                            | -   | (50)                        | (26)                        | -                            |
| (Loss) income from operations                              | (400)                        | 247                             | (25)  | (757)                       | (1,994)                     | (158)                        |
| Reorganization items                                       | -                            | -                               | -   | -                           | -                           | -                            |
| Professional fees  | -                            | -                               | -   | -                           | -                           | -                            |
| Other reorganization items                                 | -                            | -                               | -   | -                           | -                           | -                            |
| Total reorganization items                                 | -                            | -                               | -   | -                           | -                           | -                            |
| Net (loss) income  | (400)                        | 247                             | (25)  | (757)                       | (1,994)                     | (158)                        |
| Noncontrolling interests loss                              | -                            | -                               | -   | -                           | -                           | -                            |
| Net (loss) income attributable to common shareholders      | (400)                        | 247                             | (25)  | (757)                       | (1,994)                     | (158)                        |

Building Materials Holding Corporation et al.  
 VII. Balance Sheet as of 12/31/2009  
 (\$ in 000's - unaudited)

|                                | Building<br>Materials<br>Holding<br>Corporation | BMC West<br>Corporation | SelectBuild<br>Construction,<br>Inc. | SelectBuild<br>Northern<br>California, Inc. | Illinois Framing, C<br>Construction,<br>Inc. |                 |
|--------------------------------|---|-------------------------|--------------------------------------|---|--|-----------------|
|                                | 09-12074  | 09-12075                | 09-12076                             | 09-12077                                    | 09-12078                                     | 09-12079        |
| <b>ASSETS:</b>                 |   |                         |                                      |   |  |                 |
| Cash and cash equivalents      | \$ 5,095  | \$ (1,909)              | \$ (257)                             | \$ 174                                      | \$ 27  | \$ (503)        |
| Receivables, net of allowances | 3,119   | 43,975                  | -                                    | 3,956                                       | 447  | 1,150           |
| Inventory                      | -   | 43,898                  | -                                    | 285   | 2  | 156             |
| Unbilled receivables           | -   | 1,075                   | -                                    | 1,159                                       | -  | 1,456           |
| Income tax receivable          | 38,841  | -                       | -                                    | -   | -  | -               |
| Prepaid expenses and other     | 3,756   | 1,743                   | 55                                   | 15  | -  | 3               |
| <b>Current assets</b>          | <b>50,811</b>                                   | <b>88,782</b>           | <b>(202)</b>                         | <b>5,589</b>                                | <b>476</b>                                   | <b>2,262</b>    |
| Property and equipment         |   |                         |                                      |   |  |                 |
| Land                           | -   | 31,126                  | -                                    | -   | -  | -               |
| Buildings and improvements     | 148   | 106,144                 | -                                    | 28  | -  | -               |
| Equipment                      | 29,589  | 60,962                  | -                                    | 2,123                                       | 164  | 116             |
| Construction in progress       | -   | 972                     | -                                    | -   | -  | -               |
| Accumulated depreciation       | (24,942)  | (91,843)                | -                                    | (1,763)                                     | (125)  | (63)            |
| Assets held for sale           | -   | 19,612                  | -                                    | -   | -  | -               |
| Deferred loan costs            | 3,794   | -                       | -                                    | -   | -  | -               |
| Other long-term assets         | 19,921  | 691                     | 40                                   | 58  | -  | 50              |
| <b>Total assets</b>            | <b>\$ 79,321</b>                                | <b>\$ 226,446</b>       | <b>(162)</b>                         | <b>\$ 6,035</b>                             | <b>\$ 515</b>                                | <b>\$ 2,365</b> |

Building Materials Holding Corporation et al.  
 VII. Balance Sheet as of 12/31/2009  
 (\$ in 000's - unaudited)

|                                | TWF<br>Construction,<br>Inc. | H.N.R. Framing<br>Systems, Inc. | SelectBuild<br>Southern<br>California, Inc. | SelectBuild<br>Nevada, Inc. | SelectBuild<br>Arizona, LLC | SelectBuild<br>Illinois, LLC |
|--------------------------------|------------------------------|---------------------------------|---|-----------------------------|-----------------------------|------------------------------|
|                                | 09-12080                     | 09-12081                        | 09-12082                                    | 09-12083                    | 09-12084                    | 09-12085                     |
| <b>ASSETS:</b>                 |                              |                                 |   |                             |                             |                              |
| Cash and cash equivalents      | \$ (188)                     | \$ (7)                          | \$ 1  | \$ (482)                    | \$ (478)                    | \$ 4                         |
| Receivables, net of allowances | 686                          | 1,897                           | 97  | 5,508                       | 2,254                       | 602                          |
| Inventory                      | 1,009                        | (12)                            | -   | (71)                        | (66)                        | 6                            |
| Unbilled receivables           | 880                          | 606                             | -   | 1,480                       | 512                         | -                            |
| Income tax receivable          | -                            | -                               | -   | -                           | -                           | -                            |
| Prepaid expenses and other     | 71                           | 9                               | -   | 42                          | 1                           | 11                           |
| <b>Current assets</b>          | <b>2,458</b>                 | <b>2,493</b>                    | <b>98</b>                                   | <b>6,477</b>                | <b>2,223</b>                | <b>623</b>                   |
| Property and equipment         |                              |                                 |   |                             |                             |                              |
| Land                           | -                            | -                               | -   | -                           | 1,332                       | -                            |
| Buildings and improvements     | 207                          | 77                              | -   | 350                         | 1,657                       | -                            |
| Equipment                      | 3,287                        | 2,170                           | -   | 12,741                      | 10,563                      | 706                          |
| Construction in progress       | -                            | 10                              | -   | -                           | -                           | -                            |
| Accumulated depreciation       | (1,943)                      | (2,054)                         | -   | (10,946)                    | (9,442)                     | (618)                        |
| Assets held for sale           | -                            | -                               | 3,359                                       | 8,084                       | 4,672                       | -                            |
| Deferred loan costs            | 85                           | 21                              | -   | -                           | -                           | -                            |
| Other long-term assets         | -                            | -                               | 3   | 131                         | 62                          | -                            |
| <b>Total assets</b>            | <b>\$ 4,094</b>              | <b>\$ 2,717</b>                 | <b>\$ 3,460</b>                             | <b>\$ 16,837</b>            | <b>\$ 11,067</b>            | <b>\$ 711</b>                |

Building Materials Holding Corporation et al.  
 VII. Balance Sheet as of 12/31/2009  
 (\$ in 000's - unaudited)

|  | 09-12074                               | 09-12075             | 09-12076                       | 09-12077                              | 09-12078               | 09-12079             |
|--|--|----------------------|--------------------------------|---------------------------------------|------------------------|----------------------|
|  | Building Materials Holding Corporation | BMC West Corporation | SelectBuild Construction, Inc. | SelectBuild Northern California, Inc. | Illinois Framing, Inc. | C Construction, Inc. |
| <b>LIABILITIES:</b>                                |  |                      |                                |                                       |                        |                      |
| <b>Liabilities not subject to compromise</b>       |  |                      |                                |                                       |                        |                      |
| Accounts payable                                   | \$ 924                                 | \$ 10,077            | \$ 3                           | \$ 162                                | \$ 4                   | \$ 386               |
| Accrued compensation                               | 1,414                                  | 4,226                | -                              | 157                                   | 12                     | 1                    |
| Insurance deductible reserves                      | 31,417                                 | 1,201                | -                              | -                                     | -                      | -                    |
| Other accrued liabilities                          | 2,999                                  | 7,873                | 73                             | 116                                   | 9                      | 389                  |
| Billings in excess of costs and estimated earnings | -                                      | 1,088                | -                              | 691                                   | -                      | -                    |
| Long-term debt                                     | -                                      | 1,051                | 10                             | -                                     | -                      | -                    |
| Other long-term liabilities                        | 2                                      | -                    | -                              | -                                     | -                      | -                    |
| <b>Total liabilities not subject to compromise</b> | <b>36,756</b>                          | <b>25,516</b>        | <b>86</b>                      | <b>1,126</b>                          | <b>25</b>              | <b>776</b>           |
| <b>Liabilities subject to compromise</b>           |  |                      |                                |                                       |                        |                      |
| Accounts payable                                   | 266                                    | 11,553               | 489                            | 188                                   | 7                      | 193                  |
| Accrued compensation                               | 932                                    | -                    | -                              | -                                     | -                      | -                    |
| Other accrued liabilities                          | 18,316                                 | 3,769                | 3,568                          | -                                     | -                      | -                    |
| Long-term debt                                     | 283,529                                | -                    | -                              | -                                     | -                      | -                    |
| Other long-term liabilities                        | 27,448                                 | -                    | -                              | -                                     | -                      | -                    |
| <b>Total liabilities subject to compromise</b>     | <b>330,490</b>                         | <b>15,322</b>        | <b>4,057</b>                   | <b>188</b>                            | <b>7</b>               | <b>193</b>           |
| <b>Total liabilities</b>                           | <b>367,246</b>                         | <b>40,838</b>        | <b>4,143</b>                   | <b>1,314</b>                          | <b>32</b>              | <b>969</b>           |
| <b>(DEFICIT) EQUITY:</b>                           |  |                      |                                |                                       |                        |                      |
| Intercompany and partnership equity                | 267,096                                | (427,312)            | 252,320                        | 19,121                                | 312                    | (22,726)             |
| Common shares                                      | 30                                     | -                    | -                              | -                                     | -                      | -                    |
| Additional paid-in capital                         | 169,391                                | -                    | -                              | -                                     | -                      | -                    |
| Deferred compensation common shares obligation     | 80                                     | -                    | -                              | -                                     | -                      | -                    |
| Deferred compensation common shares                | (80)                                   | -                    | -                              | -                                     | -                      | -                    |
| Accumulated deficit                                | (720,580)                              | 612,920              | (256,625)                      | (14,400)                              | 171                    | 24,122               |
| Accumulated other comprehensive loss, net          | (3,862)                                | -                    | -                              | -                                     | -                      | -                    |
| <b>Shareholders' (deficit) equity</b>              | <b>(287,925)</b>                       | <b>185,608</b>       | <b>(4,305)</b>                 | <b>4,721</b>                          | <b>483</b>             | <b>1,396</b>         |
| Noncontrolling interests                           | -                                      | -                    | -                              | -                                     | -                      | -                    |
| <b>Total (deficit) equity</b>                      | <b>(287,925)</b>                       | <b>185,608</b>       | <b>(4,305)</b>                 | <b>4,721</b>                          | <b>483</b>             | <b>1,396</b>         |
| <b>Total liabilities &amp; (deficit) equity</b>    | <b>\$ 79,321</b>                       | <b>\$ 225,446</b>    | <b>\$ (162)</b>                | <b>\$ 6,035</b>                       | <b>\$ 515</b>          | <b>\$ 2,365</b>      |


Building Materials Holding Corporation et al.  
 VII. Balance Sheet as of 12/31/2009  
 (\$ in 000's - unaudited)

|  | TWF<br>Construction,<br>Inc. | H.N.R. Framing<br>Systems, Inc. | SelectBuild<br>Southern<br>California, Inc. | SelectBuild<br>Nevada, Inc. | SelectBuild<br>Arizona, LLC | SelectBuild<br>Illinois, LLC |
|--|------------------------------|---------------------------------|---|-----------------------------|-----------------------------|------------------------------|
|  | 09-12080                     | 09-12081                        | 09-12082                                    | 09-12083                    | 09-12084                    | 09-12085                     |
| <b>LIABILITIES:</b>                                |                              |                                 |   |                             |                             |                              |
| Liabilities not subject to compromise              |                              |                                 |   |                             |                             |                              |
| Accounts payable                                   | \$ 265                       | \$ 682                          | \$ -  | \$ 575                      | \$ 98                       | \$ 13                        |
| Accrued compensation                               | 63                           | 59                              | -   | 233                         | 83                          | 51                           |
| Insurance deductible reserves                      | -                            | -                               | -   | -                           | -                           | -                            |
| Other accrued liabilities                          | 67                           | 27                              | 192   | 1,048                       | 3,690                       | 91                           |
| Billings in excess of costs and estimated earnings | 66                           | 27                              | -   | 614                         | 42                          | -                            |
| Long-term debt                                     | -                            | -                               | -   | -                           | -                           | -                            |
| Other long-term liabilities                        | -                            | -                               | -   | -                           | -                           | -                            |
| <b>Total liabilities not subject to compromise</b> | <b>461</b>                   | <b>795</b>                      | <b>192</b>                                  | <b>2,470</b>                | <b>3,913</b>                | <b>155</b>                   |
| Liabilities subject to compromise                  |                              |                                 |   |                             |                             |                              |
| Accounts payable                                   | 197                          | 50                              | 21  | 908                         | 710                         | 25                           |
| Accrued compensation                               | -                            | -                               | -   | 40                          | -                           | -                            |
| Other accrued liabilities                          | -                            | -                               | -   | -                           | -                           | -                            |
| Long-term debt                                     | -                            | -                               | -   | -                           | -                           | -                            |
| Other long-term liabilities                        | -                            | -                               | -   | -                           | -                           | -                            |
| <b>Total liabilities subject to compromise</b>     | <b>197</b>                   | <b>50</b>                       | <b>21</b>                                   | <b>948</b>                  | <b>710</b>                  | <b>25</b>                    |
| <b>Total liabilities</b>                           | <b>658</b>                   | <b>845</b>                      | <b>213</b>                                  | <b>3,418</b>                | <b>4,623</b>                | <b>180</b>                   |
| <b>(DEFICIT) EQUITY:</b>                           |                              |                                 |   |                             |                             |                              |
| Intercompany and partnership equity                | (1,817)                      | 4,198                           | 31,506                                      | (142,178)                   | 22,253                      | (2,773)                      |
| Common shares                                      | -                            | -                               | -   | -                           | -                           | -                            |
| Additional paid-in capital                         | -                            | -                               | -   | -                           | -                           | -                            |
| Deferred compensation common shares obligation     | -                            | -                               | -   | -                           | -                           | -                            |
| Deferred compensation common shares                | 5,253                        | (2,326)                         | (28,259)                                    | 155,597                     | (15,809)                    | 3,304                        |
| Accumulated deficit                                | -                            | -                               | -   | -                           | -                           | -                            |
| Accumulated other comprehensive loss, net          | 3,436                        | 1,872                           | 3,247                                       | 13,419                      | 6,444                       | 531                          |
| <b>Shareholders' (deficit) equity</b>              | <b>3,436</b>                 | <b>1,872</b>                    | <b>3,247</b>                                | <b>13,419</b>               | <b>6,444</b>                | <b>531</b>                   |
| Noncontrolling interests                           | -                            | -                               | -   | -                           | -                           | -                            |
| <b>Total (deficit) equity</b>                      | <b>3,436</b>                 | <b>1,872</b>                    | <b>3,247</b>                                | <b>13,419</b>               | <b>6,444</b>                | <b>531</b>                   |
| <b>Total liabilities &amp; (deficit) equity</b>    | <b>\$ 4,094</b>              | <b>\$ 2,717</b>                 | <b>\$ 3,460</b>                             | <b>\$ 16,837</b>            | <b>\$ 11,067</b>            | <b>\$ 711</b>                |



**Building Materials Holding Corporation et al.**  
**VIII. Declaration Regarding the Status of Post Petition Taxes of the Debtors**

- 1 I am the Tax Director for Building Materials Holding Corporation, a corporation organized under the laws of the State of Delaware and the Debtor in the above-captioned Chapter 11 cases (the "Debtors"). I am familiar with the Debtors' day to day operations, business affairs and books and records.
- 2 To the best of my knowledge the Debtors have filed all necessary federal, state and local tax returns and made all required post petition tax payments in connection therewith in a timely manner or have promptly remediated any late filings or payments that may have occurred due to unintentional oversights.



\_\_\_\_\_  
Brad Armitage

Building Materials Holding Corporation et al.  
 IX. Summary of Unpaid Post-Petition Debts/Listing of Aged Trade Accounts Payable as of 12/31/2009  
 (\$ in 000's - unaudited)

| Legal Entity   | Case Number | Number of Days Past Due |               |                 |                 |                  | Total |
|--|-------------|-------------------------|---------------|-----------------|-----------------|------------------|-------|
|  |             | less than 30            | 31-60         | 61-90           | Over 90         |                  |       |
| Building Materials Holding Corporation                         | 09-12074    | \$ 1,220                | \$ -          | \$ 2            | \$ (8)          | \$ 1,214         |       |
| BMC West Corporation   | 09-12075    | 8,413                   | (98)          | 6               | (398)           | 7,923            |       |
| SelectBuild Construction, Inc.                                 | 09-12076    | -                       | -             | -               | (1)             | (1)              |       |
| SelectBuild Northern California, Inc.                          | 09-12077    | 127                     | -             | -               | (2)             | 125              |       |
| Illinois Framing, Inc.   | 09-12078    | 2                       | -             | -               | -               | 2                |       |
| C Construction, Inc.   | 09-12079    | 9                       | -             | -               | (118)           | (109)            |       |
| TWF Construction, Inc.   | 09-12080    | 291                     | 2             | 2               | (5)             | 290              |       |
| H.N.R. Framing Systems, Inc.                                   | 09-12081    | 502                     | 136           | (2)             | 45              | 681              |       |
| SelectBuild Southern California, Inc.                          | 09-12082    | 2                       | -             | -               | (2)             | -                |       |
| SelectBuild Nevada, Inc.                                       | 09-12083    | 553                     | 2             | 5               | (20)            | 540              |       |
| SelectBuild Arizona, LLC                                       | 09-12084    | 126                     | 70            | (153)           | (21)            | 22               |       |
| SelectBuild Illinois, LLC                                      | 09-12085    | 15                      | -             | -               | (2)             | 13               |       |
| <b>Total Unpaid Post Petition Trade Accounts Payable Debts</b> |             | <b>\$ 11,260</b>        | <b>\$ 412</b> | <b>\$ (140)</b> | <b>\$ (532)</b> | <b>\$ 10,700</b> |       |

Building Materials Holding Corporation et al.  
 X. Trade Accounts Receivable Reconciliation and Aging as of 12/31/2009  
 (\$ in 000's - unaudited)

| Legal Entity                                   | Case Number | Days Old  |                  |                   |                   |              | Total     | Intercompany (net) |
|--|-------------|-----------|------------------|-------------------|-------------------|--------------|-----------|--------------------|
|  |             | Current   | Past Due 1 to 30 | Past Due 31 to 60 | Past Due 61 to 90 | Past Due 91+ |           |                    |
| Building Materials Holding Corporation, et al. | 09-12074    | \$ 36,237 | \$ 11,702        | \$ 4,317          | \$ 1,506          | \$ 7,456     | \$ 61,218 | \$ -               |

Building Materials Holding Corporation et al.  
 XI. Debtor Questionnaire for the Period 12/1/2009 through 12/31/2009

| Must be completed each month  | Yes | No |
|---|-----|----|
| 1. Have any assets been sold or transferred outside the normal course of business this reporting period? If yes, provide an explanation below.  |     | X  |
| 2. Have any funds been disbursed from any account other than a debtor in possession account this reporting period? If yes, provide an explanation below.  |     | X  |
| 3. Have all post petition tax returns been timely filed? If no, provide an explanation below.   | X   |    |
| 4. Are workers compensation, general liability and other necessary insurance coverages in effect? If no, provide an explanation below.  | X   |    |
| 5. Has any bank account been opened during the reporting period? If yes, provide documentation identifying the opened account(s). If an investment account has been opened provide the required documentation pursuant to the Delaware Local Rule 4001-3. | X   |    |

IN THE UNITED STATES BANKRUPTCY COURT  
FOR THE DISTRICT OF DELAWARE

In re:

BUILDING MATERIALS HOLDING  
CORPORATION, *et al.*,<sup>1</sup>

Reorganized Debtors.

Chapter 11


Case No. 09-12074 (KJC)

Jointly Administered


AFFIDAVIT OF SERVICE

STATE OF DELAWARE    )  
                                  ) SS  
NEW CASTLE COUNTY    )

Casey S. Cathcart, an employee of the law firm of Young Conaway Stargatt & Taylor, LLP, co-counsel to the Reorganized Debtors, being duly sworn according to law, deposes and says that on January 29, 2010, she caused a copy of the **Monthly Operating Report for Reporting Period December 1-31, 2009** to be served as indicated upon the parties identified on the attached service list.

  
Casey S. Cathcart

SWORN TO AND SUBSCRIBED before me this 29th day of January, 2010.

  
Notary Public  
My Commission Expires: 9/6/2013

ERICA A. BROYLES  
NOTARY PUBLIC  
STATE OF DELAWARE  
My commission expires Sept. 6, 2013

<sup>1</sup> The Reorganized Debtors, along with the last four digits of each Reorganized Debtor's tax identification number, are as follows: Building Materials Holding Corporation (4269), BMC West Corporation (0454), SelectBuild Construction, Inc. (1340), SelectBuild Northern California, Inc. (7579), Illinois Framing, Inc. (4451), C Construction, Inc. (8206), TWF Construction, Inc. (3334), H.N.R. Framing Systems, Inc. (4329), SelectBuild Southern California, Inc. (9378), SelectBuild Nevada, Inc. (8912), SelectBuild Arizona, LLC (0036), and SelectBuild Illinois, LLC (0792). The mailing address for the Reorganized Debtors is 720 Park Boulevard, Suite 200, Boise, Idaho 83712.

**BUILDING MATERIALS HOLDING CORPORATION**  
**MONTHLY OPERATING REPORT SERVICE LIST**

Christopher J. Giaimo, Esq.  
Katie A. Lane, Esq.  
Arent Fox LLP  
1050 Connecticut Avenue, NW  
Washington, DC 20036-5339  
(Counsel to the Official Committee  
of Unsecured Creditors)

***First Class Mail***

Joseph J. McMahon, Jr., Esq.  
Office of the United States Trustee  
844 King Street, Suite 2313  
Lock Box 35  
Wilmington, DE 19801

***Hand Delivery***

Bradford J. Sandler, Esq.  
Jennifer R. Hoover, Esq.  
Jennifer E. Smith, Esq.  
Benesch, Friedlander, Coplan & Aronoff LLP  
222 Delaware Avenue, Suite 801  
Wilmington, DE 19801  
(Counsel to the Official Committee  
of Unsecured Creditors)

***Hand Delivery***